

PRINCIPAL'S REPORT

GO Team Meeting #1

TOPICS

School Start Update

Current Enrollment & Leveling

School Strategic Plan

Strategic Plan Overview


SMART Goals

GMAS Results



**SCHOOL START
UPDATE**

GENERAL INFORMATION ABOUT START OF SCHOOL



ENROLLMENT

Projected Enrollment	794
Current Enrollment	841 (863 w/ Pre K)
Difference	47

LEVELING

Leveling is the process the District uses to adjust school budget allocations to match student enrollment.

Budget Impact	<i>15 day headcount-835 @ \$4,578 per student= a gain of \$225,070</i>
----------------------	--

DISTRIBUTION OF STUDENTS

**REQUESTED NEEDS: EIP TEACHER (\$95,006) AND GIFTED TEACHER (\$95,006)
= \$190,012
REMAINING ALLOCATION= \$35,058**

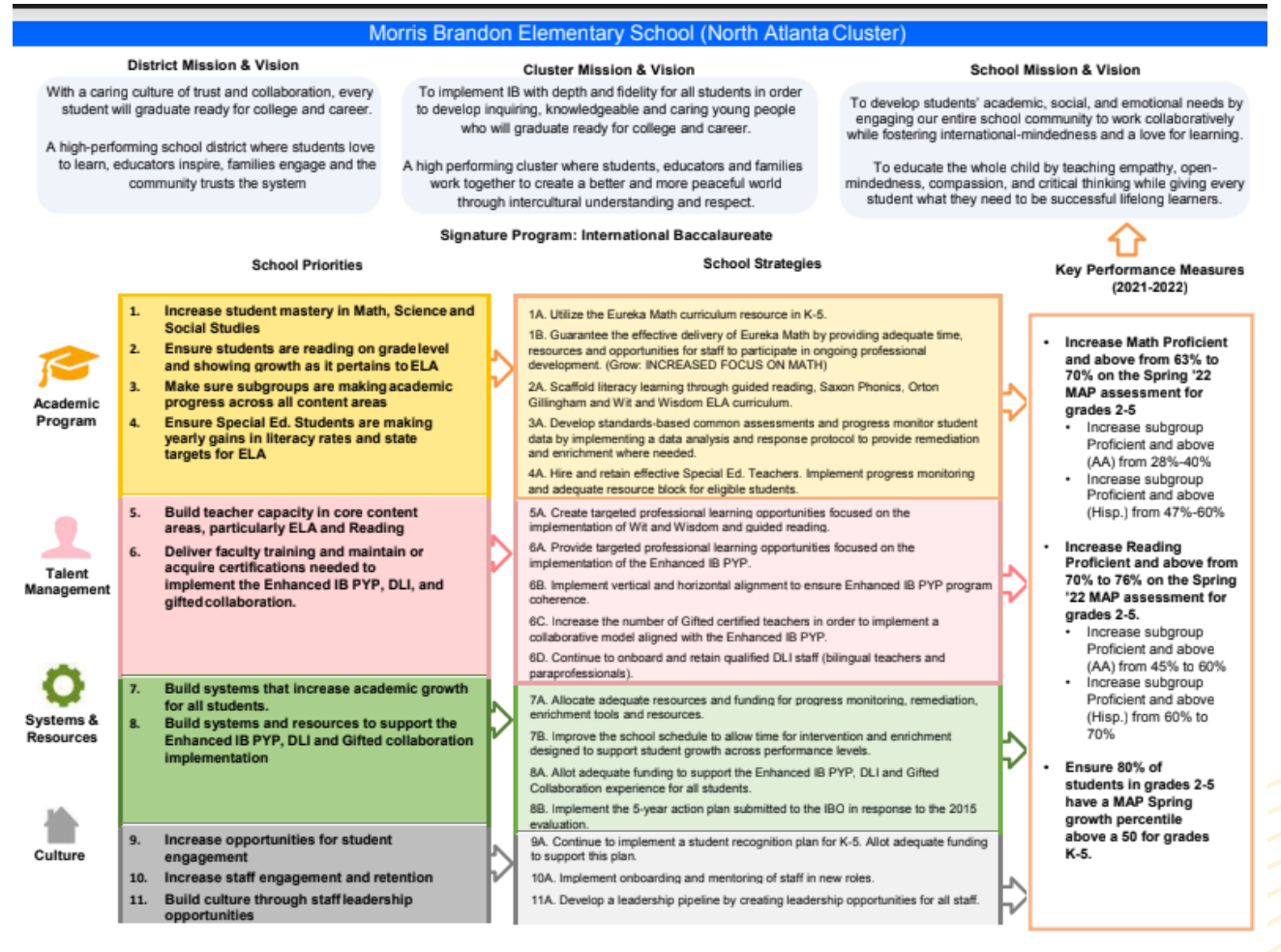
	CURRENT-161	CURRENT-128	CURRENT-145	CURRENT-134	CURRENT-140	CURRENT-133
PRE-K	Projected KK-160	Projected 1ST-124	Projected 2ND-142	Projected 3RD-132	Projected 4TH-127	Projected 5TH-109
22-Teacher/ Para	25-DLI Teacher/Para	25-DLI 1	20-DLI 1	20-DLI 1	20- DLI 1	20- DLI 1
	25-DLI Teacher/Para	25-DLI 2	20-DLI 2	20-DLI 2	20-DLI 2	20- DLI 2
	22-Teacher/ Para	18-Teacher 3	21-Teacher 3	23- Teacher 3	21- Teacher 3	23- Teacher 3
	22- Teacher/ Para	18-Teacher 4	21-Teacher 4	23- Teacher 4	22- Teacher 4	23- Teacher 4
	22-Teacher/ Para	19-Teacher 5	20-Teacher 5	23- Teacher 5	22- Teacher 5	23- Teacher 5
	22- Teacher (can put up to 15 without para)	19- Teacher 6	20-Teacher 6	23- Teacher 6	22- Teacher 6	
	22- Teacher (can put up to 15 without para)		20-Teacher 7			




**2021-2025
STRATEGIC PLAN**

21/22 MBES STRATEGIC PLAN

As a reminder, using data from EOG GMAS and MAP, our GO Team will collaborate around setting NEW Key Performance Measures for the 22/23 school year.



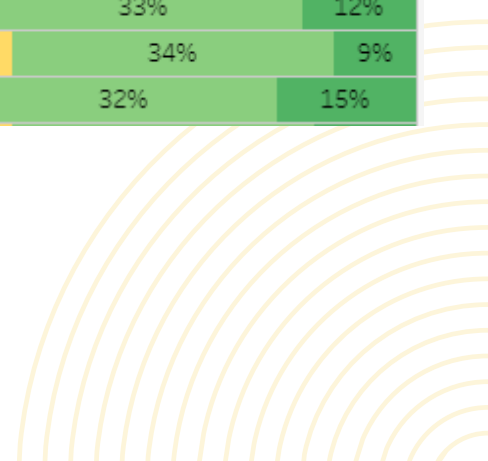
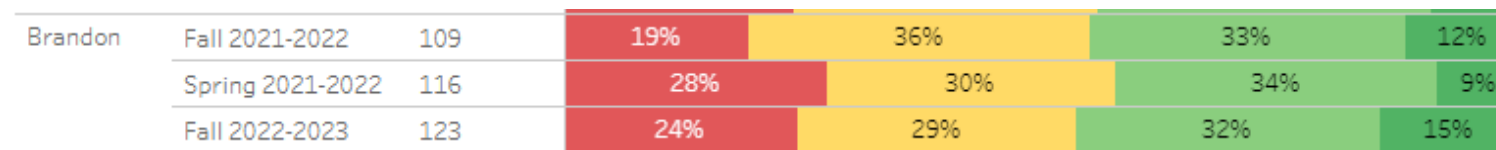

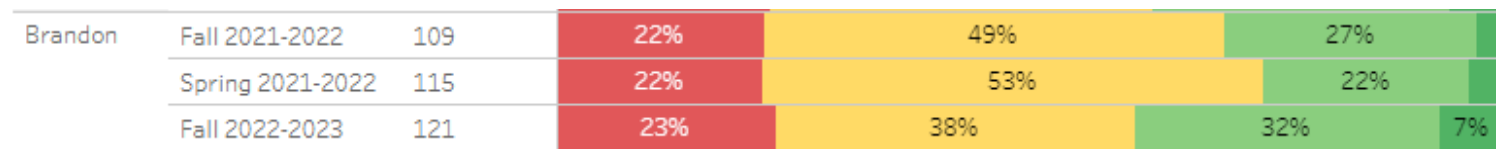



**FALL MAP
ASSESSMENT
RESULTS**

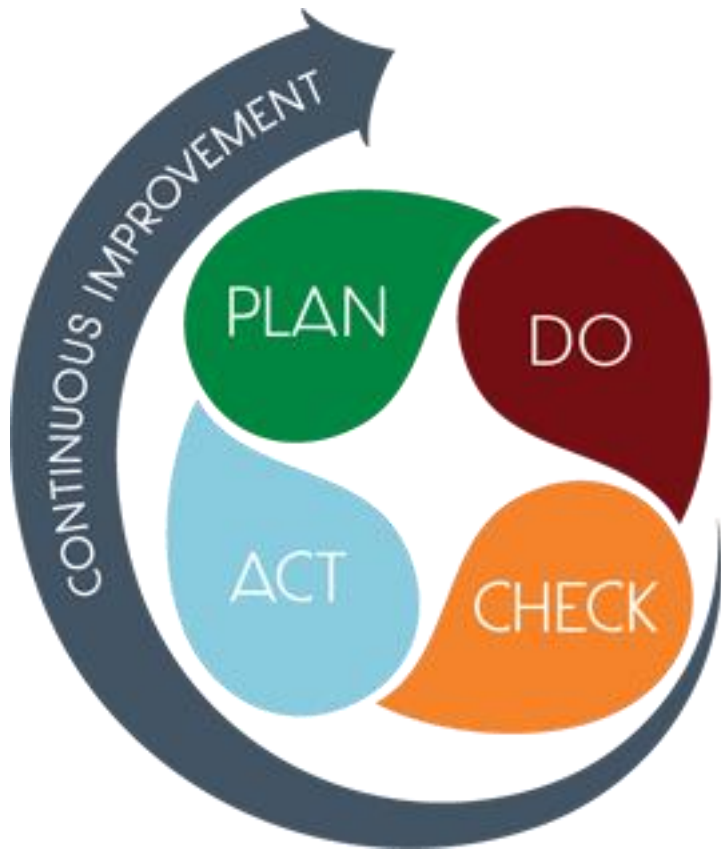
FALL 21 TO SPRING 22 TO FALL 22

Take a look at the data to the right and compare it to our 21/22 Strategic Plan. Did we reach our targets?

- 1) Grades 2-5 Math
- 2) Black/AA 2-5 Math
- 3) Grades 2-5 ELA
- 4) Black/ AA 2-5 ELA

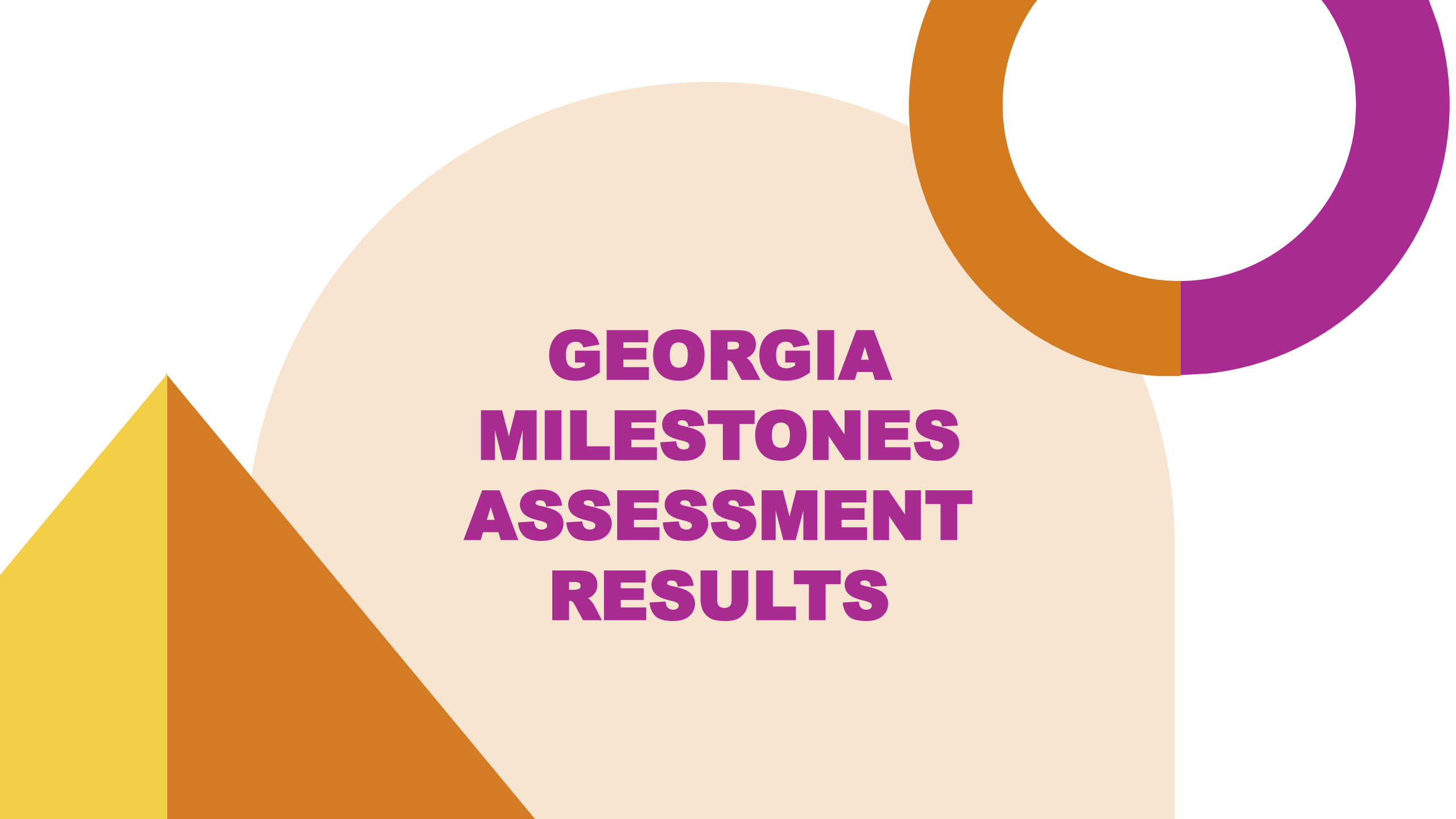


CIP SMART GOALS



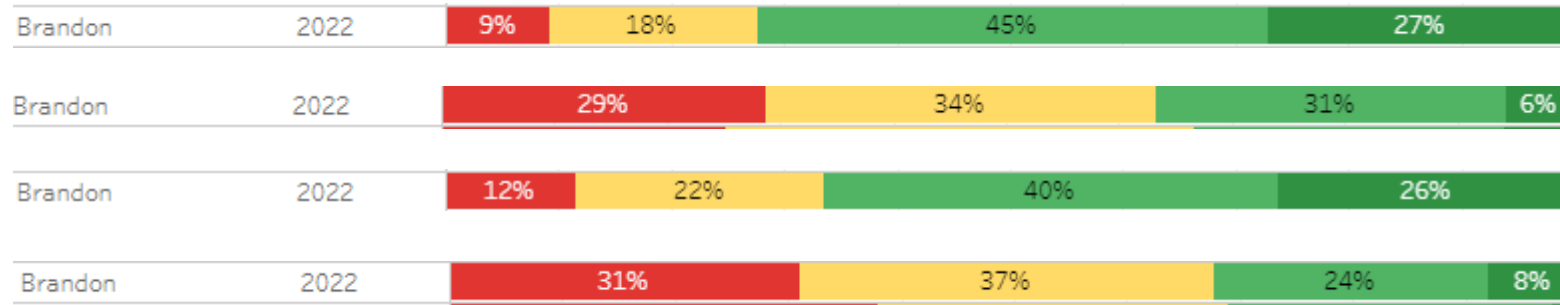
Overview

- Literacy and Numeracy
 - Increasing Proficiency on GMAS
- By the end of the FY23 school year, Black/AA students scoring proficient or above on the EOG ELA assessment will increase by 8% from 32% to 40%.
 - By the end of the FY23 school year, Black/AA students scoring proficient or above on the EOG Math assessment will increase by 8% from 37% to 45%.



**GEORGIA
MILESTONES
ASSESSMENT
RESULTS**

GMAS RESULTS



- Table 1 indicates EOG GMAS Math data from 21/22 (72%)
- Table 2 indicates EOG GMAS Math data for Black/AA students from 21/22 (37%)
- Table 3 indicates EOG GMAS ELA data from 21/22 (66%)
- Table 4 indicates EOG GMAS ELA data for Black/AA students from 21/22 (32%)

GLOWS & GROWS

GLOWS

- Strong start to the school year with student groups on pace to outperform EOG GMAS performance based on Fall MAP data

GROWS

- Still a large opportunity gap among student groups
- MAP data MUST transfer over to GMAS

QUESTIONS?

