

# **GO TEAM MEETING #1**

Morris Brandon ES



# AGENDA

- I.** Call to Order
- II.** Roll Call; Establish Quorum
- III.** Action Items *(add items as needed)*
  - A.** Approval of Agenda
  - B.** Approval of Previous Minutes:
  - C.** Additional Action Item 1 *(if needed)*:
- IV.** Discussion Items *(add items as needed)*
  - A.** School Strategic Plan
    - i.** Strategic Plan & Priorities Review
    - ii.** SMART Goals
  - B.** Data Discussion
    - i.** MAP Results
    - ii.** 2025 GA Milestones Results
  - C.** Stakeholder Engagement at Our School *(if not previously discussed)*
- V.** Information Items *(add items as needed)*
  - A.** Principal's Report
    - i.** Enrollment and Leveling Updates *(if not previously presented)*
    - ii.** Additional Information Items
  - B.** APS Forward 2040 –Comprehensive Long-Range Facilities Plan Update
- VI.** Announcements *(add items as needed)*



ATLANTA  
PUBLIC  
SCHOOLS

One District. One Goal. Every Child.



# 2021-2025 STRATEGIC PLAN



ATLANTA  
PUBLIC  
SCHOOLS

One District. One Goal. Every Child.



# Our Strategic Plan

It is the mission of Morris Brandon to develop students' academic, social, and emotional needs by engaging our entire school community to work collaboratively while fostering international-mindedness and a love for learning.

## Morris Brandon ES

It is the vision of Morris Brandon to educate the whole child by teaching empathy, open-mindedness, compassion, and critical thinking while giving every student what they need to be successful lifelong learners.

### SMART Goals

By the end of the FY25 school year, all students including subgroups SWD, Black, Hispanic, and Asian will increase proficiency from 75% to 80% (5% growth) as evidenced by the GMAS

By the end of the FY25 school year, all students including subgroups SWD, Black, Hispanic, and Asian will increase proficiency from 74.6% to 80% (5.4% growth)

By the end of the 24/25 school year, Morris Brandon will show a 2% reduction in behavior referrals from 5.9% to 3.9% of the entire school body.

### APS Strategic Priorities & Initiatives

#### Fostering Academic Excellence for All

Data  
Curriculum & Instruction  
Signature Program

#### Building a Culture of Student Support

Whole Child & Intervention  
Personalized Learning

#### Equipping & Empowering Leaders & Staff

Strategic Staff Support  
Equitable Resource Allocation

#### Creating a System of School Support

Strategic Staff Support  
Equitable Resource Allocation

### School Strategic Priorities

1. Increase student mastery in Math
2. Ensure students are reading on grade level and showing growth as it pertains to ELA
3. Make sure subgroups are making academic progress across all content areas including Science and Social Studies
4. Ensure Special Ed. Students are making yearly gains in literacy rates and state targets for ELA and Math

5. Build systems that increase academic and emotional growth for all students.
6. Build systems and resources to support the Enhanced IB PYP, DLI and Gifted collaboration implementation

7. Increase opportunities for student engagement
8. Increase staff engagement and retention
9. Build culture through staff leadership opportunities

10. Build teacher capacity in core content areas, particularly ELA and Reading, redeliver faculty trainings aligned to SOR
11. Create opportunities for ALL families to increase engagement

### School Strategies

1A. Utilize the GADOE math scope and sequence paired with the SAAVAS math curriculum  
1B. Guarantee the effective delivery of SAAVAS Math by providing adequate time, resources and opportunities for staff to participate in ongoing professional development.

2A. Scaffold literacy learning through guided reading, Foundations Phonics, Orton Gillingham and Wit and Wisdom ELA curriculum, Heggerty and Morpheme Magic.  
3A. Use common assessments (GADOE Math/ WW ELA/ Writescore) to help progress monitor student learning using a data protocol to determine remediation and extension needs.  
3B. Improve the school schedule to allow time for intervention and enrichment designed to support student growth across performance levels, allow teacher input.  
4A. Hire and retain effective Special Ed. Teachers. Implement progress monitoring and an adequate resource block for eligible students.

5A. Create targeted professional learning opportunities focused on CIP and strategic plan goals (Metro RESA, CRS, OG, SDI)

5B. Create a targeted intervention/extension block staffed with intervention and gifted teachers  
5C. Implement wrap around supports for students identified as needing support in in weekly WCI meetings.

6A. Provide targeted professional learning opportunities focused on the implementation of the Enhanced IB PYP.

6B. Implement vertical alignment to ensure high quality Enhanced IB PYP implementation on staff PL days

6C. Continue to increase the number of Gifted certified teachers to align with new gifted cluster model

6D. Implement the 5-year action plan submitted to the IBO in response to the 2020 evaluation in preparation for re-evaluation in 2025

7A. Allocate adequate resources and funding for student incentives including positive behavior, attendance and HIVE rallies

7B. Identify mentor staff and students to support high needs or new students to Brandon.

8A. Create a staff recognition program, continue to implement staff engagement activities monthly.

8B. Create a robust staff mentoring plan (yrs. 0-3) led by a Lead Campus Based Mentor. Allot funds to support.

9A. Support staff leadership by providing unique opportunities in the school to lead and grow, supported by a mentor.

10A. Provide opportunities for meaningful literacy PL like Orton Gillingham, Complete Reading Series, Sound Wall training and ongoing support with Early Literacy in grades Prek-3.

11A. Create a family engagement assessment to identify supports and needs for increased family engagement



# Strategic Plan Priority Ranking

Insert the school's priorities from Higher to Lower

Higher



Lower

1. Ensure students are reading on grade level and showing growth as it pertains to ELA
2. Increase student mastery in Math
3. Make sure subgroups are making academic progress across all content areas including Science and SS
4. Ensure Special Ed. students are making yearly grains in literacy rates and state targets for ELA and Math
5. Increase staff engagement and retention
6. Build teacher capacity in all content areas, particularly ELA and Reading, redeliver faculty trainings aligned to SOR
7. Build systems that increase academic and emotional growth for all students
8. Build systems and resources to support Enhanced IB PYP, DLI and Gifted collaboration implementation
9. Create opportunities for ALL families to increase engagement
10. Increase opportunities for student engagement
11. Build culture through staff leadership opportunities



# CONNECTING THE STRATEGIC PLAN & CONTINUOUS IMPROVEMENT PLAN



## Strategic Plan Priority

## CIP SMART Goal

## Key Indicator

Ensure students are reading on grade level and showing growth as it pertains to ELA

Implement targeted small group reading instruction using data from MAP in line with HMH small group planning.

Teacher Observation, feedback, PL Sign in sheets and 80% proficient or above.

Build systems and resources to support Enhanced IB PYP, DLI and Gifted collaboration implementation

Continue planning, implementing and monitoring transdisciplinary model with focus on ELA/ SCI/ SS

Teacher Observation, feedback, PL Sign in sheets and 80% proficient or above.

Make sure subgroups are making academic progress across all content areas including Science and SS

Development and monitoring of individual student success plans for ED and ELL students (on the cusp of proficiency)

Reviewing and submitting of plans for ED and ELL students using individual planners and Fastbridge intervention support.



ATLANTA  
PUBLIC  
SCHOOLS

One District. One Goal. Every Child.





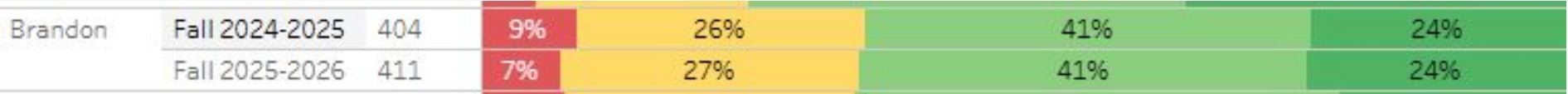

# DATA DISCUSSION



ATLANTA  
PUBLIC  
SCHOOLS

One District. One Goal. Every Child.

# MAP comparison across years- ELA and Math





# Current Proficiency and Growth Fall 24 to Fall 25

Grade	Achievement Fall 2025-2026 Median and Distribution	Number of Students
All Grades	<div> <div>80th</div> <div>5%</div> <div>5%</div> <div>14%</div> <div>26%</div> <div>50%</div> </div>	776

Grade	Achievement Fall 2025-2026 Median and Distribution	Number of Students
All Grades	<div> <div>79th</div> <div>6%</div> <div>6%</div> <div>16%</div> <div>25%</div> <div>47%</div> </div>	883



# FALL MAP RESULTS-Reading

All Grades	Growth Median and Distribution					674					
	65th	6%	16%	23%	27%		28%				
<hr/>											
Achievement Winter 2024-2025 Median and Distribution			Achievement Spring 2024-2025 Median and Distribution								
86th	4	6%	7%	22%	61%	86th	3	5	8%	22%	62%





# FALL MAP RESULTS-Reading

K	<div><div>73rd</div><div><div>7%</div><div>9%</div><div>19%</div><div>22%</div><div>43%</div></div></div>	164
Grade 1	<div><div><div>Growth</div>Median and Distribution</div><div><div>77th</div><div><div>2</div><div>11%</div><div>17%</div><div>27%</div><div>43%</div></div></div></div> <div><div>Achievement Winter 2024-2025</div>Median and Distribution</div> <div><div>87th</div><div><div>1</div><div>5</div><div>10%</div><div>22%</div><div>62%</div></div></div> <div><div>Achievement Spring 2024-2025</div>Median and Distribution</div> <div><div>91st</div><div><div>1</div><div>3</div><div>6%</div><div>17%</div><div>73%</div></div></div>	143



ATLANTA  
PUBLIC  
SCHOOLS

One District. One Goal. Every Child.



# FALL MAP RESULTS-Reading

Grade 2	Growth Median and Distribution		139
	<div><div>66th</div><div><div>2</div><div>15%</div><div>21%</div><div>35%</div><div>27%</div></div></div>		
	Achievement Winter 2024-2025 Median and Distribution		Achievement Spring 2024-2025 Median and Distribution
	<div><div>93rd</div><div><div>3</div><div>4</div><div>4</div><div>13%</div><div>76%</div></div></div>		<div><div>94th</div><div><div>3</div><div>9%</div><div>13%</div><div>75%</div></div></div>
Grade 3	Growth Median and Distribution		141
	<div><div>57th</div><div><div>9%</div><div>18%</div><div>29%</div><div>21%</div><div>23%</div></div></div>		
	Achievement Winter 2024-2025 Median and Distribution		Achievement Spring 2024-2025 Median and Distribution
	<div><div>85th</div><div><div>4</div><div>8%</div><div>8%</div><div>23%</div><div>57%</div></div></div>		<div><div>85th</div><div><div>5</div><div>5</div><div>7%</div><div>25%</div><div>58%</div></div></div>



ATLANTA  
PUBLIC  
SCHOOLS

One District. One Goal. Every Child.

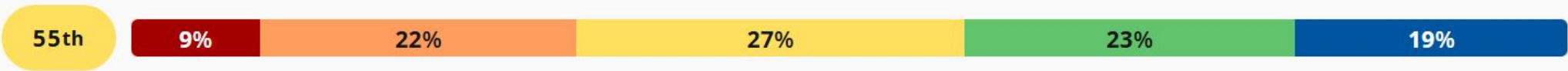


# FALL MAP RESULTS-Reading

Grade 4

113

Growth Median and Distribution



Achievement Winter 2024-2025 Median and Distribution



Achievement Spring 2024-2025 Median and Distribution



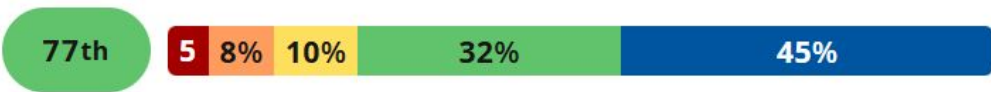
Grade 5

137

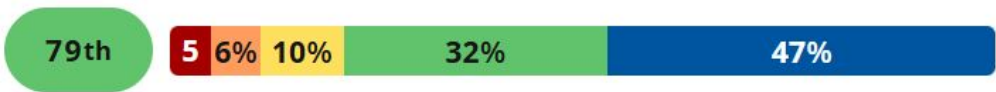
Growth Median and Distribution



Achievement Winter 2024-2025 Median and Distribution



Achievement Spring 2024-2025 Median and Distribution

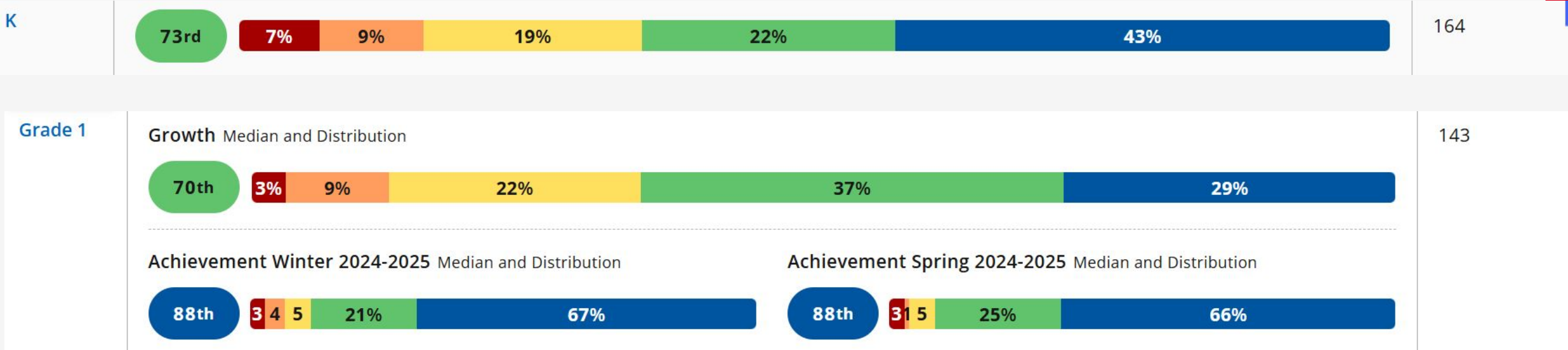


# WINTER MAP RESULTS-Math

All Grades	Growth Median and Distribution					672					
	68th	5%	13%	22%	31%		29%				
Achievement Winter 2024-2025 Median and Distribution			Achievement Spring 2024-2025 Median and Distribution								
83rd	4	3	12%	24%	57%	84th	3	3	11%	22%	61%



# WINTER MAP RESULTS-Math





# WINTER MAP RESULTS-Math

Grade 2

Growth Median and Distribution



Achievement Winter 2024-2025 Median and Distribution



Achievement Spring 2024-2025 Median and Distribution



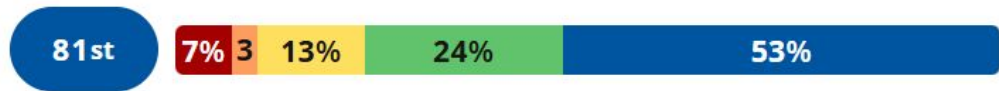
138

Grade 3

Growth Median and Distribution



Achievement Winter 2024-2025 Median and Distribution



Achievement Spring 2024-2025 Median and Distribution



141




# WINTER MAP RESULTS-Math

Grade 4	<p><b>Growth</b> Median and Distribution</p> <p>59th 10% 17% 25% 33% 15%</p> <hr/> <p><b>Achievement Winter 2024-2025</b> Median and Distribution</p> <p>85th 3 4 11% 24% 58%</p> <p><b>Achievement Spring 2024-2025</b> Median and Distribution</p> <p>83rd 2 3 16% 25% 54%</p>	113
Grade 5	<p><b>Growth</b> Median and Distribution</p> <p>65th 6% 19% 22% 21% 32%</p> <hr/> <p><b>Achievement Winter 2024-2025</b> Median and Distribution</p> <p>73rd 9% 3 21% 34% 33%</p> <p><b>Achievement Spring 2024-2025</b> Median and Distribution</p> <p>78th 7% 5 13% 32% 43%</p>	136

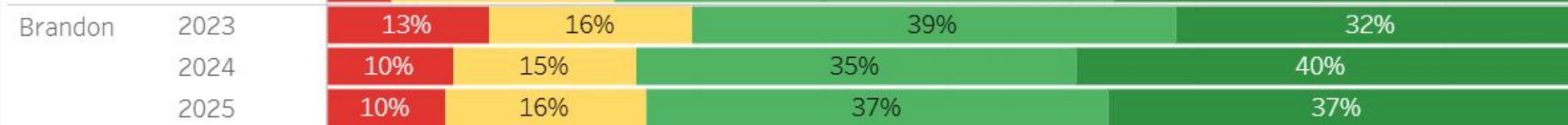


# GMAS RESULTS

## Math



## ELA





# '24 vs '25 GMAS COMPARISON

Achievement Level Breakdown: Brandon

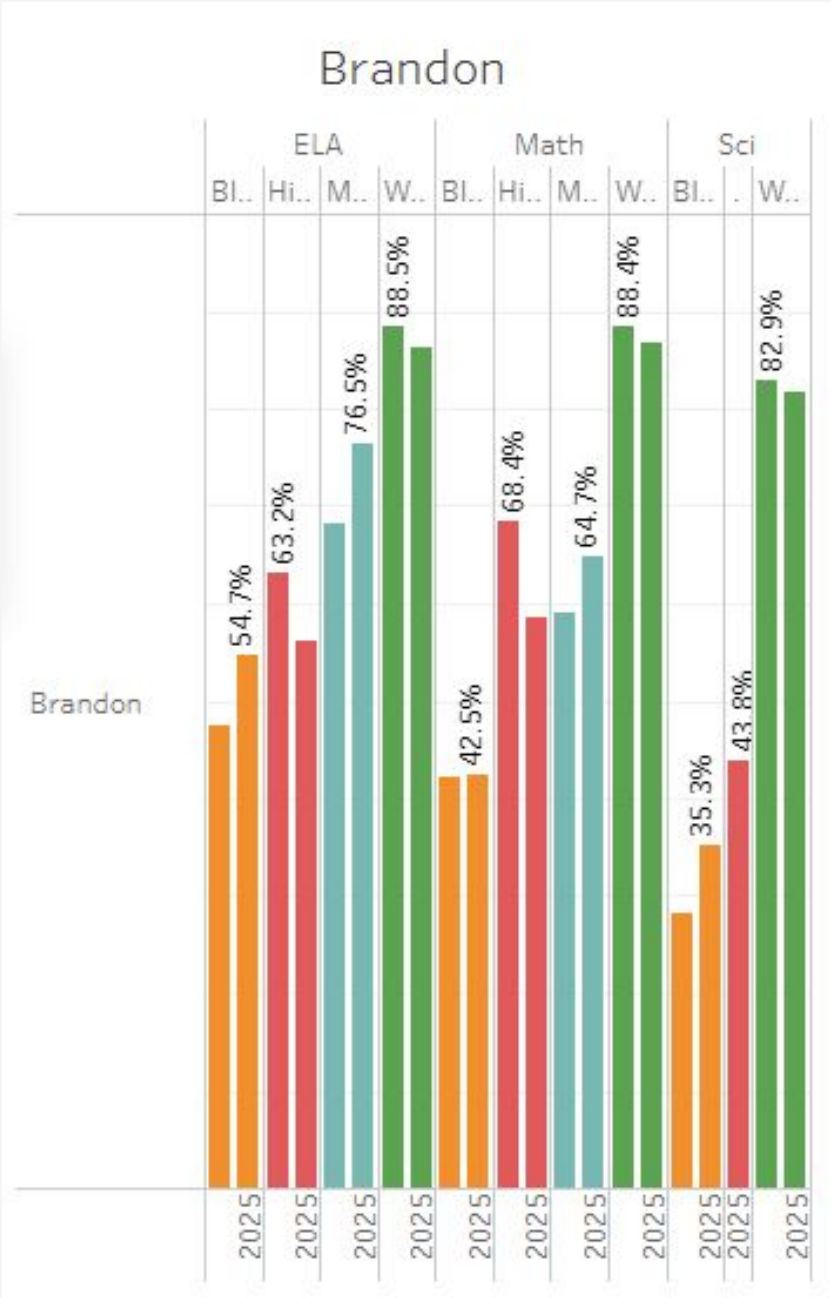
school	Test Subject	Grade	year	Comparison..	Tested				
Brandon	ELA	All	2024	All	392	10%	15%	35%	40%
			2025	All	395	10%	16%	37%	37%
	Math	All	2024	All	391	8%	18%	34%	40%
			2025	All	395	8%	21%	29%	42%
	Sci	All	2024	All	125	22%	14%	34%	30%
			2025	All	121	17%	21%	40%	22%

# Grade Comparison 3-5 Math/ELA

Milestone Grade and Subject Comparison for **Brandon**

Brandon	ELA	3	2025	All	9%	14%	36%	40%
		4	2025	All	12%	15%	37%	35%
		5	2025	All	7%	20%	38%	36%
	Math	3	2025	All		21%	35%	40%
		4	2025	All	6%	23%	25%	46%
		5	2025	All	13%	20%	27%	40%
	Sci	5	2025	All	17%	21%	40%	22%

Subgroup Comparison 24-25





## SGP GMAS Summary

40-60 = Average Growth

School		ELA	Math
Brandon		55.4	51.8

School	Ethnicity - Fix	ELA	Math
Brandon	Black/Non-Hispanic	48.4	47.1
	Hispanic	62.0	62.4
	White/Non-Hispanic	57.5	51.3

School	test..	ELA	Math
Brandon	4	55.6	50.8
	5	55.2	53.2

School	el_rpt	ELA	Math
Brandon	No	54.7	50.9

School	swd_rpt	ELA	Math
Brandon	No	55.6	51.6
	Yes	54.3	53.5

School	Comparison Group ..	ELA	Math
Brandon	Economically Disadvanta..	45.6	44.5
	Not Economically Disadva..	58.0	53.8

# CCRPI Target Preview

2025 GMAS Estimated Achievement Points

		English Language Arts	Mathematics	Science
Brandon	All	Estimate: 100.00	Estimate: 100.00	Estimate: 83.47
	Asian/Pacific Islander	Estimate: 100.00	Estimate: 100.00	
	Black	Estimate: 70.28	Estimate: 67.45	Estimate: 52.94
	Hispanic	Estimate: 85.37	Estimate: 91.46	Estimate: 68.75
	Multi-racial	Estimate: 100.00	Estimate: 100.00	
	White	Estimate: 100.00	Estimate: 100.00	Estimate: 100.00
	ED	Estimate: 53.95	Estimate: 52.63	Estimate: 46.67
	EL	Estimate: 46.88	Estimate: 65.63	
	SWD	Estimate: 56.86	Estimate: 65.69	Estimate: 45.45

2025 CCRPI Achievement Targets

		English Language Arts	Mathematics	Science
Brandon	All	Target = 90	Target = 90	Target = 88.25
	Black	Target = 74.90	Target = 70.71	Target = 41.27
	Hispanic	Target = 90	Target = 90	
	Multi-racial	Target = 90	Target = 85.85	
	White	Target = 90	Target = 90	Target = 90
	ED	Target = 66.74	Target = 61.27	Target = 24.13
	SWD	Target = 53.26	Target = 65.17	Target = 19.79



# GO TEAM DISCUSSION: DATA PROTOCOL

- What do you notice?
- What are your wonderings?
- Based on our school's trend data from MAP assessments and end-of-year test assessments, which student sub-groups and grade levels showed the most significant gaps or unexpected trends?
- Based on our school's trend data from MAP assessments, Milestones and other indicators, are there specific trends that require more focused attention?
- What additional questions do you have?







# GLOWS & GROWS

## GLOWS

- Each grade level is trending upward regarding proficiency in Fall MAP
- Great growth from Fall to Fall in Math and ELA across all grade levels in MAP
- 3rd grade showed + ELA and Math growth on GMAS
- 46% of 4th grade were Distinguished in Math on GMAS (70 students)
- Avg to High growth for ELA and Math

## GROWS

- 3-4% decrease in Math
- 1% decrease in ELA
- 62% two years in a row in Science
- Low performance and growth for Black and Economically Disadvantaged students

# IMPACT

**ARE WE ON TARGET TO  
SUCCESSFULLY ACCOMPLISH  
OUR PRIORITIES?**

# Timeline for GO Teams

You are **HERE**



1

Fall 2021

GO Team Developed  
2021-2025 Strategic Plan

2

Summer

School Leadership  
completed Needs  
Assessment and defined  
overarching needs

3

August

School Leadership  
completed Continuous  
Improvement Plan

4

Sept. – Dec.

GO Team reviews progress  
on current strategic plan.

**GO Team develops  
2025-2030 School Strategic  
Plan**

5

Before Winter Break

GO Team will take action  
(vote) on the rank of the  
strategic plan priorities  
for SY26-27 in  
preparation for budget  
discussions.






# QUESTIONS







*Please do this exercise  
**ONLY** if not discussed by  
the GO Team at a  
previous meeting*

# Stakeholder Engagement At Our School



## Why We're Here

GO Teams play a vital role in decision-making that impacts the school's direction, priorities, and overall success.

- Stakeholder engagement ensures that the decisions we make reflect the real needs and voices of the people our schools serve.
- We're stronger when we bring others into the work—when we listen, learn, and co-create with families, students, staff, and community members.

**Today our GO Team will:** Brainstorm ways to involve our school's key stakeholders in our work.





*Please do this exercise  
**ONLY** if not discussed by  
the GO Team at a  
previous meeting*

# Stakeholder Engagement Exercise

## Here's the challenge:

We're going to look at four groups—Families, Students, Staff, and Community.

For each group, we'll ask and answer three questions:

- 1. INFORM** – What's a fun or unexpected way to keep them in the loop?
- 2. INPUT** – What's a meaningful way to get their ideas or feedback?
- 3. INVITE** – How can we bring them into the *work*, not just the audience?

Let's get creative, specific, and push past the usual answers.

	FAMILIES	STUDENTS	STAFF	COMMUNITY
<b>INFORM</b> What's a fun, unexpected way to keep them in the loop?				
<b>INPUT</b> What's a meaningful way to gather their ideas or feedback?				
<b>INVITE</b> How can we bring them into the work, not just the audience?				


**Principals**  
**Add slides as necessary to cover any discussion items  
important to you or your GO Team.**



ATLANTA  
PUBLIC  
SCHOOLS

One District. One Goal. Every Child.





# PRINCIPAL'S REPORT



ATLANTA  
PUBLIC  
SCHOOLS

One District. One Goal. Every Child.

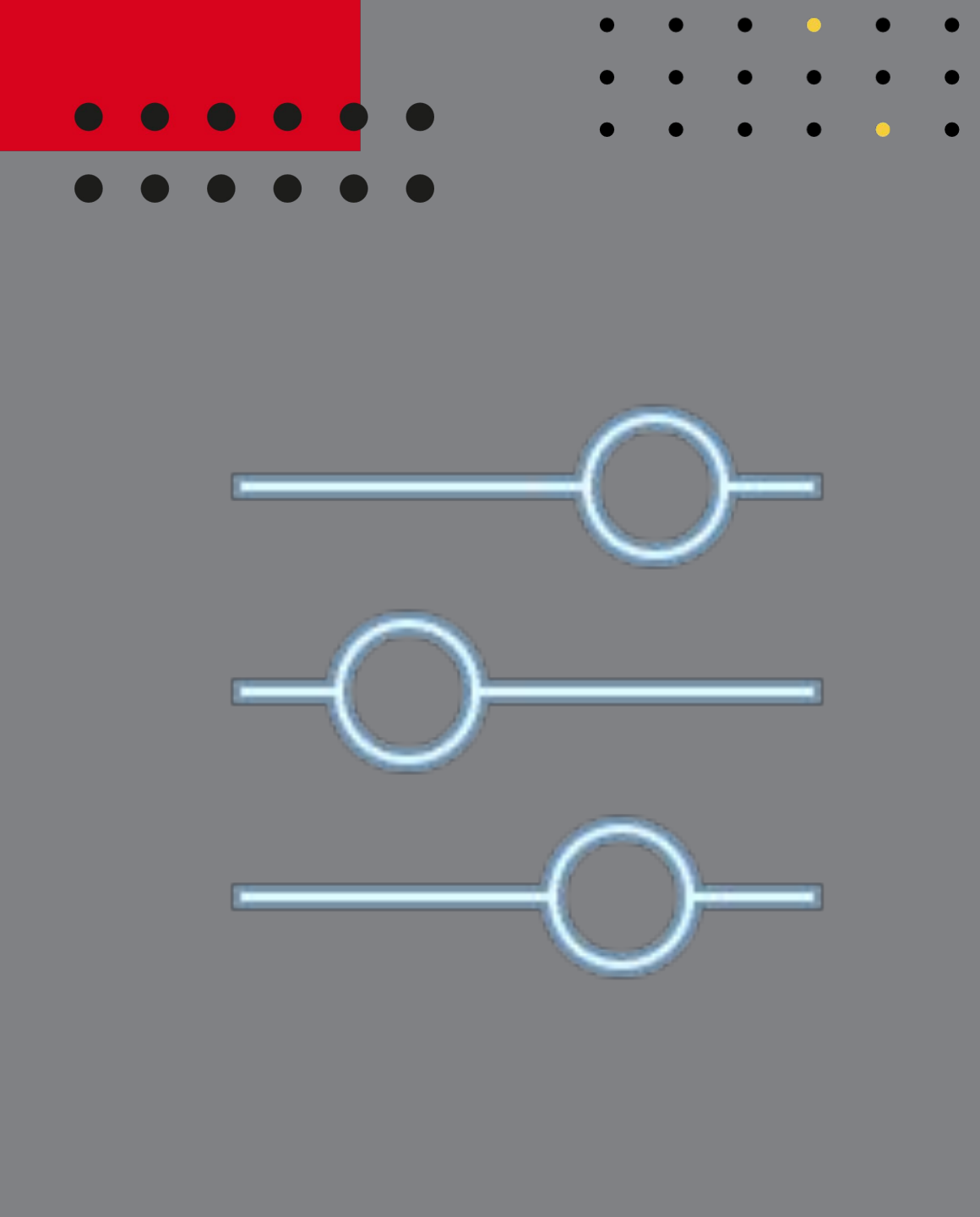




# **Morris Brandon**

## **LEVELING AND FY26 BUDGET ADJUSTMENT**

Template Last  
Revised: 9/4/2025



# Enrollment

Projected Enrollment	888
15-Day Count(08.22.25) Enrollment	894  (Currently 903)
Difference	6

**Budget Adjustment\***    \$35,772

34

\*The budget adjustment reflects the impact of the following: Enrollment changes, school reserves, Title I Part A, Title I- Family Engagement

**HOLD HARMLESS**

To support academic stability in schools, budgets were not reduced beyond school reserves.

# PLAN FOR FY26 LEVELING RESERVE

**\$192,171**

Priorities	Strategies	Requests	Amount
Make sure subgroups are making academic progress across all content areas including Science and SS	Create a targeted intervention/extension block staffed with intervention and gifted teachers	Purchase two additional intervention teachers	\$66,000 (29 hrs/week)
Ensure Special Ed. students are making yearly grains in literacy rates and state targets for ELA and Math	Hire and retain effective Special Ed. Teachers. Implement progress monitoring and an adequate resource block for eligible students.	Earned allotment of 3 new EE teachers	District Funded
Build systems that increase academic and emotional growth for all students	Implement wrap around supports for students identified as needing support in in weekly WCI meetings.	Hire a full time non instructional para	\$44,000
Build systems that increase academic and emotional growth for all students	Create targeted professional learning opportunities focused on CIP and strategic plan goals (Metro RESA, CRS, OG, SDI)	\$20,000 Stipends \$20,000 Materials/ Supplies \$22,000 Sig. Program/Dues \$20,000 Instructional Equipment	\$82,000

# PLAN FOR FY26 TITLE I HOLDBACK

**\$\_\_\_\_(INSERT AMOUNT HERE)\_\_\_\_**

Priorities	Strategies	Requests	Amount
EXAMPLE			

**Before Presenting to your GO Team:**  
**Insert the Plan for FY26 Title I Holdback slide from your Feb 2025 Budget Presentation for reference (if applicable). If you don't have access to the file from Feb. 2025—complete the slide and share it with your team.**




# Summary of Changes as a Result of FY26 Budget Adjustment

Personnel Changes	Non-Personnel Changes
3 EE Teacher (earned allotment)	\$20,000 Stipends \$20,000 Materials/ Supplies \$22,000 Sig. Program/Dues \$20,000 Instructional Equipment
2 Hourly Teachers (assist with intervention)	
1 Non Instructional Para (individual student support	

## Summary of Changes

**PRINCIPALS:** Please provide a summary of the impact these changes and how it relates to your strategic plan [here](#).

## Taskforce Meetings

May 8, 2025 - Presentation

August 5, 2025- Presentation

## Upcoming Public Meetings

- October 20
- November 10

**Virtual** – at Noon

**In-person** at 6PM at CLL (130 Trinity Ave)

## Engagement Opportunities Next Week:

- 9/24 @ 6pm
- 9/25 @ 12pm



One District. One Goal. Every Child.

# Comprehensive Long-Range Facilities Plan

[atlantapublicschools.us/APS2040](https://atlantapublicschools.us/APS2040)

# INFORMATION ABOUT OUR SCHOOL

**Before Presenting to your GO Team:  
Insert as many slides as necessary  
to highlight items pertinent to your  
school and community as part of the  
principal report; or just use this time  
to speak to items specific for your  
stakeholders**



ATLANTA  
PUBLIC  
SCHOOLS

One District. One Goal. Every Child.



# IN-PERSON

**Bring the full GO Team**

Come ready to collaborate, contribute, and  
create the future!

**Come learn more about:**

- Your school's 2025–2030 Strategic Plan
- Stakeholder Engagement
- Charter System

*...and much more*



One District. One Goal. Every Child.



# SAVE THE DATE

## G3 Summit

Go.Grow.Govern.

Saturday

September 27

8:30 AM – 2:30 PM

**Atlanta College & Career Academy**

1090 Windsor St SW





# Public Comment Protocol

[Public Comment Sign Up](#)

## Requirements

- Opportunities for public comment **shall** be provided at least four (4) times in a school/fiscal year and noted on the GO Team's webpage and meeting agenda;
- GO Team members will **not** provide responses or engage in direct conversation during public comment;
- Each GO Team will determine a consistent method for receiving public comments and for parents and other citizens to sign up to address the team;
- **At least 20 minutes** of time will be allotted for the public to make comments at meetings where public comment is permitted; and
- The public will receive at least 2 business days' notice of the Public Comment Protocol.



ATLANTA  
PUBLIC  
SCHOOLS

istrict. One Goal. Every Child.

# QUESTIONS?

